

A syllabus is a guide to a course and what will be expected from the students in the course. Generally it includes course policies, rules and regulations, required texts and schedule of assignments.

The syllabus in your hands is prepared strictly under the guidelines of DAV CAE. It is necessary for all the stakeholders to go through the pages in detail as the institution expects the teachers and the students to abide by it throughout the session.

## **DAV INSTITUTIONS**

### **West Bengal Zone**

#### **SYLLABUS UKG 2024-2025**

#### **Note to Parents**

- 1) You are requested to ask your child daily, what has been done in school and to check his/ her almanac for any information from school.
- 2) You can narrate to your child stories with most of the words in English and encourage them to use simple sentences in English.
- 3) You can help your child to recognise various letters of alphabet (a-z, A-Z) and phonetic sounds from common reading material e.g.-newspaper, magazines and wrappers.
- 4) Also guide your child wherever necessary, do not spoon feed him/her as we believe in "Learning by doing".
- 5) Maintain the notebook and cover properly with name slips throughout the year.
- 6) Label all the belongings of your child with permanent marker.
- 7) Encourage your child for self-study.
- 8) Teach your child basic toilet habits.
- 9) Don't send any sweets/ gifts/ chocolates on your child's birthday instead please do send story books which is added to the class library.
- 10) Encourage your child to use wonder words like Sorry, Please, Thank you, Excuse me , appropriately and encourage him/her to wish Good morning, Good afternoon, Good evening and Good night to all.

**AREAS OF OBSERVATION**

**LANGUAGE DEVELOPMENT**

- Listening Skills
- Speaking Skills
- Reading Skills
- Writing Skills

**COGNITIVE DEVELOPMENT**

- Basic Concepts
- Number Concepts
- Environmental Concepts
- Thinking Skills

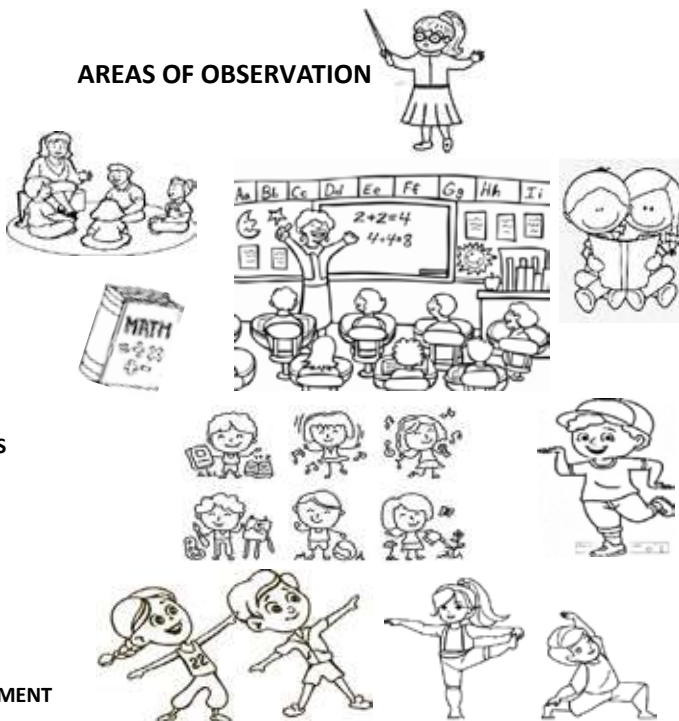
**CREATIVE & EXPRESSIVE ARTS**

- Art and Craft
- Music, dance and drama.

**PHYSICAL DEVELOPMENT**

- Indoor and Outdoor Play
- Personal Habits & Hygiene
- Nutrition

**SOCIO-EMOTIONAL DEVELOPMENT**



**UNIT - I**

**(APRIL- AUGUST)**

**LANGUAGE DEVELOPMENT**

**LISTENING SKILLS**

- Listens attentively in class.
- Discriminates between initial and last sound of words (a-z)
- Differentiates between words of vowels, 'a' and 'e' (My English Book)
- Listens with understanding to simple English stories, instructions or commands.



**SPEAKING SKILLS**



- Uses simple greetings like 'Good morning', 'Good afternoon', polite words – using 'Please', 'Thank you'.
- Picks up and use new words while speaking rhyming words with 'a' and 'e', while making phrases.
- Speaks in English while interacting with others.
- Recites rhymes with correct pronunciation. (Rhythmic Rhyme Book)

**Themes**

- ✓ **My Surroundings:** Oneness (pg.no:01), Father Up Above (pg.no:02), Body Parts (pg.no:35)
- ✓ **Water:** Water (pg.no:23), My Life (pg.no:40)
- ✓ **Food:** Vegetables (pg.no:33), Fruit Seller (pg.no:34)

- ✓ **Helpers:** Doctor (pg.no:45), Cobbler (pg.no:47)



**READING SKILLS**

- Reads own name.
- Shows interest in printed material (My English Book, pg.nos: 10 to 12, 14, 16 to 18 and 20).
- Reads pictures with understanding 'a' and 'e' vowel stories (My English Book pg. nos 2 to 8)
- Reads words and phrases of vowels, 'a' and 'e' (My English Book)
- Reads words by sight (classroom objects)



**WRITING SKILLS**

- Writes own names.
- Joins and writes neatly and legibly (Integrated Activity Book, pg.nos: 1 and 2, 5 to 15), (My English Book pg. nos 13,15,19, and 21)
- Writes 3-letter words with correct spellings (Integrated Activity Book, pg.nos: 19 to 24)

**Activities**

- ✓ Phonic Song, Tug of war. Throw/ Catch a ball.
- ✓ Riddle Time, Reading from picture cards.
- ✓ **Activity Kit:** Catch the odds, Catch me
- ✓ **In Scrap Book:** Picture Fun- any four coloured paper cut outs / pictures related to CVC letter 'a' and 'e' OR Choose any four sound letters from A to S, now two coloured pictures for each sound to be pasted.

**COGNITIVE DEVELOPMENT**

Book: Kindergarten Mathematics



**BASIC CONCEPTS**

- Identifies flat shapes with objects (○△□) (Kindergarten Mathematics pg.nos: 55 to 58 and 60)
- Identifies 12 colours in a colour box.
- Makes simple comparisons (big-small, long-short) (Kindergarten Mathematics pg.nos: 1 to 10)

**NUMBER CONCEPTS (0-10)**

- Writes numerals (1-10) (Kindergarten Mathematics)
- Applies the knowledge of numbers (0-10) in different ways (Kindergarten Mathematics pg.nos: 11 to 13, 14 to 20, 21 to 24, 25, 29 to 32)
- Adds numbers (0-10) with pictures, horizontally, vertically (Kindergarten Mathematics pg.nos:33 to 40)
- Subtracts numbers with pictures, horizontally, vertically (1-10) (Kindergarten Mathematics pg.nos:44 to 50)

**Activities**

- ✓ Sorting
- ✓ **Activity Kit:** Catch the odds, Find my partner, Catch me

✓ **In Scrap Book:** Paste 4 coloured paper cut outs / pictures of different objects representing concept of comparisons.

Paste coloured paper cut outs / pictures of four different food items representing flat shapes.

Paste 2 coloured paper cut outs of two paired pictures to represent the concept of zero.



**ENVIRONMENTAL CONCEPTS**

**(Integrated Activity Book- My Surroundings, Water, People who help us, Food)**

- Shows interest and curiosity in surroundings (home, family and environment).
- Collects information and material from the environment (food, objects and people).
- Participates in activities and experiments (role play, experiments, picture talks)
- Shows awareness about the environmental concepts.

**About Myself** (Integrated Activity Book Parts of body, pg. nos.1 and 2)

❖ What is your name?

Ans: My name is.....

❖ How old are you?

Ans: I am .....

❖ In which school and class do you study?

Ans: I study in D.A.V.....School,.....

I am in UKG.

❖ What is the full form of D.A.V.?

Ans: The full form of D.A.V. is Dayanand Anglo Vedic

❖ Who is the Principal of your school?

Ans: Sir/Madam..... is the Principal of our school.

❖ Who is your class teacher?

Ans: My class teacher is .....



**Theme: Our Surroundings**

**Parts Of Our Body** (Eyes, Ears, Nose, Lips, Neck, Head, Hands, Legs, Fingers, Toes) (Integrated Activity Book Parts of body, pg. nos.3 and 4)

**Oral**

- ❖ How many eyes, ears, nose do you have?
- ❖ Which part of our body helps us to hear?
- ❖ What do you do with your legs?
- ❖ How many fingers and toes do you have?



**Written**

- ❖ We see with our.....
- ❖ We work with our .....
- ❖ We feel with our.....
- ❖ We smell with our.....
- ❖ We walk with our.....



**Activity**

- ✓ Scrap Book: Paste coloured paper cut out / pictures of any five parts of our body and name them.

**Theme: Water** (Integrated Activity Book pg. nos.16 to 18)

**Oral**

- ❖ What is the colour of water?
- ❖ What is the taste of water?
- ❖ Which is the longest river in India?
- ❖ What are the different properties of water?



**Written**

- ❖ Different sources of water.
- ❖ Different uses of water.



**Activity**

- ✓ Scrap Book: Paste coloured paper cut outs / pictures of any four sources of water.
- ✓ Experiment is fun: Identification of Clean and Muddy water.  
To show water is colourless and tasteless.

**Theme: Food** (Integrated Activity Book pg. nos.33 and 34)

**(Fruits)**

**Oral**

- ❖ Which fruit is called the king of fruits?
- ❖ Name any two one-seeded fruits.
- ❖ Name any two many-seeded fruits.
- ❖ Name one seedless fruit.
- ❖ Which is our National fruit?



**(Vegetables)**

**Oral**

- 1) Which vegetable is bitter in taste?
- 2) Which vegetable tastes hot?
- 3) What is the colour of tomato?



**Written**

- ❖ **Names and spellings of different fruits:** Apple, Mango, Orange, Banana, Strawberry, Pineapple, Watermelon.
- ❖ **Names and spellings of different vegetables:** Potato, Tomato, Brinjal, Peas, Carrot, Onion, Capsicum, Spinach.

**Food we eat and drink**

**Oral**

- ❖ Name the food we eat
- ❖ Name the food we drink.
- ❖ Name the grains- raw/cooked, healthy/ unhealthy



**Written**

- ❖ **Names and spellings:** Rice, Dal, Eggs, Bread, Fruits, Soup, Milk, Water, Juice.

**Activities**

- ✓ Paste three coloured paper cut outs / pictures for each- fruits, vegetables and drinks (healthy and unhealthy).

**Theme: People Who Help Us ( Our Helpers)** (Integrated Activity Book pg. nos.25 to 28)

**Oral**

- ❖ Who brings milk?
- ❖ Who stitches our clothes?
- ❖ Who mends our shoes?
- ❖ Who tends the garden?
- ❖ Who cuts our hair?
- ❖ Who treats us when we are sick?
- ❖ Who delivers our letters?



- ❖ Who keeps our surroundings clean?
- ❖ Who sells vegetables?
- ❖ Who teaches us?



**Written**

- ❖ Exercises in different forms of fill in the blanks, matching, etc.

**Activities**

- ✓ Paste any five coloured paper cut outs / pictures of different tools used by helpers.
- ✓ Role play- Dress up like any one helper and speak atleast two lines on your character.

**THINKING SKILLS**

- Shows ability to match and classify (flat shapes, colors and size).
- Fixes up to 8-piece puzzles.
- Shows sequencing ability (3 objects and 3 pictures).
- Shows ability to recall (in memory game, previous knowledge)



**CREATIVE AND EXPRESSIVE ARTS**



**Art and Craft**

**Book: Fun with colours 'B'** (pg pg. nos. 1 to 8)

- Works confidently with a variety of drawing tools (crayons, brushes and paints).
- Draws simple objects / pictures ( me and family, water, tools by helpers, healthy / unhealthy food).
- Creates something new from the given material ( clay or craft work).
- Maintains a file.



**Music, Dance and Drama**

- Sings simple songs and rhymes in tune (Rhythmic Rhymes), ( OM Chanting, DAV Gaan, National Anthem)
- Participates actively in musical activities.
- Follows rhythm while dancing.
- Acts out the allotted role (Drama- puppet show, role play to theme based story: Red Riding Hood, Two Silly Goats)



**UNIT - II**

**(SEPTEMBER -DECEMBER)**

**LANGUAGE DEVELOPMENT**

**LISTENING SKILLS**

- Discriminates between words of vowels, 'i', 'o', 'u' (My English Book)
- Listens and understands simple English.



**SPEAKING SKILLS**



- Uses simple greetings and common courtesies (good evening / night. Use of 'sorry' and 'excuse me', 'may I')

- Speaks clearly and with correct pronunciation ( for vowels, 'a', 'e', 'i', 'o', 'u'. using phrases, interaction)
- Picks up and uses new words (while rhyming words, making phrases, narrating stories with pictures).
- Uses English while interacting with others (when answering questions, classroom activities).
- Recites rhymes with correct pronunciation (Rhythmic Rhyme Book)

**Themes**

- ✓ **Plants:** Plant is born (pg.no:16), Trees (pg.no:17)
- ✓ **Animals and Birds:** Sound of animals (pg.no:12)
- ✓ **Transport:** Pomp, Tring, Zoom, Chuck (pg.no:48), Traffic Light (pg.no:49)
- ✓ **Air:** Bits of paper (pg.no:06)

**READING SKILLS**



- Shows interest in printed material (My English Book / Story books, assorted materials).
- Gives meaning to pictures (with names, 'i', 'o' and 'u' vowel stories - My English Book pg nos. 22 to 24, 26, 28 to 30, 32, 34 to 36, 38)
- Reads words and phrases of vowels, 'i', 'o' and 'u'- My English Book.
- Reads nature words by sight.



**WRITING SKILLS**

- Joins and writes neatly and legibly (My English Book pg nos. 25,27, 31,33,37,39 to 42).
- Writes 3-letter words with correct spellings (Integrated Activity Book pg nos.29 to 32, 35 to 38, 55 to 57).
- Writes phrases (Integrated Activity Book pg nos.45 to 50).

**Activities**

- ✓ Hop Scotch (pattern of leaves), chinese whisper, musical chairs.
- ✓ Clay play models.
- ✓ **Activity Kit:** Find my partner, Catch me, Made for each other.
- ✓ **In Scrap Book:** Paste coloured paper cut outs of flower petals. Choose the three vowels, 'i', 'o' and 'u'.



**COGNITIVE DEVELOPMENT**

Book: Kindergarten Mathematics



**BASIC CONCEPTS**

- Identifies solid shapes (with names) (Kindergarten Mathematics pg.nos: 59, 61 and 62)
- Identifies solid shapes (with objects)

**NUMBER CONCEPTS (0-20)**

- Writes numerals (0-20) (Kindergarten Mathematics pg.nos: 65 to 70)
- Applies the knowledge of numbers (0-20) in different ways (Kindergarten Mathematics pg.nos: 26 to 28, 63 and 64)
- Understands the concept of ones and tens (Kindergarten Mathematics pg.nos:74)
- Adds numbers (0-20) (horizontally / vertically) (Kindergarten Mathematics pg.nos: 41 to 43)

- Subtracts numbers (0-20) (horizontally / vertically) (Kindergarten Mathematics pg.nos: 51 to 54)

**Activities**

- ✓ **Child Craft Kit:** Find out , Shapes, Who comes first?
- ✓ **Scrap Book:** Paste coloured paper cut outs / pictures of four solid shapes with matching objects (for e.g.dice- gift box or pencil box, carrot- cone ice-cream or birthday cap, watermelon – ball).  
 Paste coloured paper cut outs of three different shapes ( apple 4 , leaf 4, diamond 6) to represent before/ between and after.  
 Paste coloured paper cut outs / pictures of different objects to represent subtraction by crossing out. (16 pictures)



**ENVIRONMENTAL CONCEPTS**

**(Integrated Activity Book- Plants, Animals and Birds, Transport and Road Safety, Air)**

- Shows interest and curiosity in surroundings (visit to garden, zoo or traffic training park)
- Collects information and material from the environment (of animals/ birds, modes of transport, leaves of plants).
- Participates in activities and experiments (collage, games, experiments).
- Shows awareness about the environmental concepts.

**Theme: Plant World** (Integrated Activity Book pg. nos.65 and 66)

**Oral**

- ❖ Name the parts of a plant.
- ❖ Name five things we get from plants.
- ❖ Which is our National flower?
- ❖ Which flower gives oil for cooking?
- ❖ What is the colour of sunflower?
- ❖ What is the colour of a leaf?
- ❖ Name any two medicinal plant?



**Written (Flowers)**

**Name and Spellings:** Rose, Lily, Lotus, Marigold, Sunflower, Dahlia.

- ❖ Exercises in different forms of fill in the blanks, matching, etc.

**Activities**

- ✓ Demonstrate the parts of a plant using a sapling.
- ✓ Paste any four coloured paper cut outs of the flowers and write their names.

**Theme: Animals and Birds** (Integrated Activity Book pg. nos.39 to 44)

**Domestic Animals**

**Oral**

- ❖ Name few animals that give us milk.
- ❖ Name the animal that gives us wool.
- ❖ How are domestic animals helpful?



**Written**

**Name and Spellings:** Cow, Pig, Sheep, Horse, Camel, Goat

- ❖ Exercises in different forms of fill in the blanks, matching, etc.



**Wild Animals**

**Oral**

- ❖ Name the animal that eats other animals.
- ❖ Name the animal which jumps from tree to tree.
- ❖ Which animal is our National animal?
- ❖ Which animal is called the King of the Jungle?
- ❖ Which animal has black and white stripes on its body?



**Written**

**Name and Spellings:** Lion, Tiger, Monkey, Deer, Elephant.

- ❖ Exercises in different forms of fill in the blanks, matching, etc.

**Birds**

**Oral**

- ❖ Name a bird which is green in colour and has a red curved beak.
- ❖ Which bird can imitate human speech?
- ❖ Name two birds that swim in water.
- ❖ Name the bird which is black in colour.
- ❖ Which is our National bird?
- ❖ Which bird gives us eggs?
- ❖ What do birds eat? (Eating Habits of Crow, Crane, Eagle)
- ❖ What kinds of nests do birds make? (Owl, Sparrow and Eagle)



**Written**

**Name and Spellings:** Owl, Crow, Sparrow, Crane, Eagle.

- ❖ Exercises in different forms of fill in the blanks, matching, etc.

**Babies of animals**

**Written**

**Name and Spellings:** Lion, Cow, Hen, Dog, Sheep, Cat

- ❖ Exercises in different forms of fill in the blanks, matching, etc.



**Homes of animals**

**Written**

**Name and Spellings:** Lion - Den, Cow - Shed, Hen - Coop, Pig - Sty, Horse - Stable

- ❖ Exercises in different forms of fill in the blanks, matching, etc.



**Activities**

- ✓ **Scrap Book:** Collect and paste any five pictures of babies of animals and name them.
- Paste any four coloured paper cut outs / pictures of birds and write their names.
- Paste any four coloured paper cut outs / pictures of two wild animals and two domestic animals and write their names.

**Theme: Transport and Road Safety** (Integrated Activity Book pg. nos. 51 to 53)

**Means of Transport**

**Oral**

- ❖ Name two land / water/ air / rail transport.
- ❖ Name any two two -wheelers, four wheelers.
- ❖ Name the fastest mode of transport.
- ❖ Name two vehicles that run on road / fly in air / sail in water / run on rail
- ❖ What type of fuel is used in aeroplane, ship, bus and train.
- ❖ Name the colours that you see in traffic signal.



- ❖ What does red / yellow / green light say?

**Written**

**Name and Spellings:** Car, Bus, Ship, Train, Aeroplane, Tram, Helicopter, Boat.

- ❖ Exercises in different forms of fill in the blanks, matching, etc.

**Activities**

- ✓ **Scrap Book:** Paste coloured paper cut outs / pictures of one land, air, rail and water transport.

Tricky Traffic- Making traffic signal with glitter sheet cut outs and write what different light says.

**Air**

**Oral**

- ❖ What is the colour / taste of Air?
- ❖ How can you feel Air around you?
- ❖ Name the air we need to breathe.
- ❖ Importance of Air
- ❖ Where do you find Air?
- ❖ Uses of air- flying kites, inflating balloons, tyres, balls, helps in burning etc.

**Written**

- ❖ Exercises in different forms of fill in the blanks, matching, etc.

**Activities**

- ✓ Experiment is fun: using a big bowl of water and an inflated balloon to show air bubbles.



**THINKING SKILLS**

- Shows ability to match and classify (Solid shapes and colors).
- Fixes up to 10-piece puzzles.
- Shows sequencing skills (4 objects and 4 picture cards).
- Shows a well developed memory (in memory game, previous knowledge)



**CREATIVE AND EXPRESSIVE ARTS**



**Art and Craft**

**Book: Fun with colours 'B'** (pg pg. nos. 9 to 16)

- Works confidently with a variety of drawing tools (crayons, brushes and paints).
- Draws on given topic ( Different festivals, mode of transport, parts of plant).
- Uses imagination to create something new from the given material ( clay, collage work, craft work).
- Maintains a file.



**Music, Dance and Drama**

- Sings simple songs and rhymes in tune (Rhythmic Rhymes), (OM Chanting, DAV Gaan, National Anthem)
- Participates actively in musical activities.
- Follows rhythm while dancing.
- Acts out the allotted role (role play, story based dramatisation)
- Act to theme based story: Goldilocks and the Three Bears, The Lion and the Rat )



**UNIT - III**

**(JANUARY - MARCH)**

**LANGUAGE DEVELOPMENT**



**LISTENING SKILLS**

- Understands general conversation in English (instructions and interactions, stories and classroom activities)
- Listens to and differentiates between 5 vowel sounds (My English Book).
- Listens to and understands the use of primary words – use of ‘and’, ‘is’, ‘this’, ‘that’, ‘in’, ‘on’, ‘under’ and ‘has’ (My English Book).



**SPEAKING SKILLS**

- Uses simple greetings and courtesies confidently (with teachers and peer group)
- Picks up and uses new words to make phrases and sentences (uses ‘and’, ‘is’, ‘this’, ‘that’, ‘in’, ‘on’, ‘under’ and ‘has’).
- Uses English while interacting with others (when answering questions, interaction with teachers and peers and classroom activities).
- Speaks a few lines on the given topic.
- Expresses ideas in English (while framing sentences and narrations of stories, events etc.).
- Recites rhymes with correct pronunciation (Rhythmic Rhyme Book)

**Themes**

- ✓ **Living Things and Non – Living Things:** Clouds (pg.no:20)
- ✓ **Light :**
- ✓ **Season:** Summer Time (pg.no:24 to 25), Winter Time (pg.no:27 to 28)



**READING SKILLS**

- Reads names of classmates.
- Shows interest in printed material (My English Book, Story books, assorted materials).
- Reads nature words by sight (days of week, names of colours).
- Reads words and phrases and sentences of primary words - ‘and’, ‘is’, ‘this’, ‘that’, ‘in’, ‘on’, ‘under’ and ‘has’- My English Book pg nos. 44 and 45,47 to 49, 51 to 57, 60 and 62 to 66).



**WRITING SKILLS**

- Joins and writes neatly and legibly (My English Book pg nos. 46,50, 58,59 and 61).
- Writes 3-letter words with correct spellings (Integrated Activity Book pg nos.60 and 61,62 to 64)
- Writes phrases (using primary words) (Integrated Activity Book pg nos.67 to 71 and 75 to 77).

**Activities**

- ✓ Obstacle race, lemon spoon race
- ✓ **In Scrap Book:** Paste four coloured paper cut outs / pictures to write phrases by joining ‘and’.
- ✓ Paste four coloured paper cut outs / pictures to show ‘This’ and ‘That’ concept.
- ✓ Paste four coloured paper cut outs / pictures to show the concept of ‘in’, ‘on’ and ‘under’.



**COGNITIVE DEVELOPMENT**



Book: Kindergarten Mathematics

**BASIC CONCEPTS**

- Classifies objects as per weight ( heavy / light) (Kindergarten Mathematics pg.nos: 87 to 89 )

**NUMBER CONCEPTS (0-50)**

- Writes numerals (1-50) (Kindergarten Mathematics)
- Applies the knowledge of numbers (0-50) in different ways (Kindergarten Mathematics pg.nos: 75, 76; 79 to 83, 84 to 86)
- Understands the concept of ones and tens (Kindergarten Mathematics pg nos. 77 and 78)
- Adds numbers (0-20) (mentally) (Kindergarten Mathematics pg.nos: 54 and 71)
- Subtracts numbers (0-20) (mentally) (Kindergarten Mathematics pg.nos: 51 to 53, 72, 73)
- Writes number names (1-10) (Kindergarten Mathematics)

**Activities**

- **Scrap Book:** Representation of addition by using bindis. (20 medium sized red colour)
- Paste four paired set of coloured paper cut outs / pictures to represent comparing weight of different objects).

Rhymes with action – Five Little Ducks.

Drawing of Abacus to represent the concept of Tens and Ones.



**ENVIRONMENTAL CONCEPTS**

(Integrated Activity Book- Living / Non- Living Things, Light, Season)

- Shows interest and curiosity in surroundings (visit to outdoors for Living / Non- Living Things)
- Collects information and material from the environment (pictures of Living / Non- Living Things, things used in different season).
- Participates in activities and experiments (classification games Living / Non- Living Things, season collage work, light tracing of shadow).
- Shows awareness about the environmental concepts ( Living / Non- Living Things,Season)

**Theme: Living /Non – Living Things** (Integrated Activity Book pg. nos.58 and 59)

**Oral**

- ❖ What are living things?
- ❖ Name two living things.
- ❖ What are non- living things?
- ❖ Name two non- living things.
- ❖ Different examples of Living and non-living things.
- ❖ Differences on the basis of following : food, growth, feel, move on their own.



**Written**

- ❖ Exercises in different forms of fill in the blanks, matching, etc.

**Activities**

- ✓ Paste coloured paper cut outs / pictures of living / non-living thing and name them (two each)

**Theme: Light** (Integrated Activity Book pg. nos.78)

**Oral**

- ❖ Name one source of natural light?
- ❖ Give two examples of artificial source of light in your home.



**Written**

- ❖ Exercises in different forms of fill in the blanks, matching, etc.

**Activities**

- ✓ **Scrap Book:** Paste coloured paper cut outs / pictures of one natural source of light and two artificial source of light.

Ancient style lamp making.




- ✓ **Expriment is fun:** Children will use their hands to show different shadow patterns.

**Theme: Season** (Integrated Activity Book pg. nos.72 to 74)

**Oral**

- ❖ Name the four main seasons of the year.
- ❖ Name the season in which we wear cotton / woollen clothes.
- ❖ Name the season in which we use raincoat and umbrella.
- ❖ Which season is called a blooming season?
- ❖ Which season is called as monsoon season?
- ❖ In which season is Holi celebrated?
- ❖ What do we like to eat / drink in summer/ winter season?
- ❖ Which bird dances in the rainy season?
- ❖ How many colours are there in the rainbow? Name them.



**Written**

**Name and Spellings:** Summer, Rainy, Winter, Spring

- ❖ Exercises in different forms of fill in the blanks, matching, etc.

**Activities**

- ✓ **Scrap Book:** Paste leaves as per the different season.  
Paste coloured paper cut outs / pictures of four seasonal dresses.

**THINKING SKILLS**

- Shows ability to match and classify .
- Fixes up to 12-piece puzzles.
- Shows higher degree of sequencing ability.
- Use memory skills with a greater efficiency.



**CREATIVE AND EXPRESSIVE ARTS**



**Art and Craft**

**Book: Fun with colours 'B'** (pg. nos. 17 to 24)

- Draws and paints confidently with a variety of drawing tools (crayons, brushes and paints).
- Draws imaginatively on a theme (birthday / nature / rainy day scene).
- Uses imagination to create something new from the given material (clay / craft work)
- Maintains a file.



**Music, Dance and Drama**

- Sings simple songs and rhymes in tune (Rhythmic Rhymes), (OM Chanting, DAV Gaan, National Anthem)
- Participates actively in musical activities.
- Follows rhythm while dancing.
- Acts out the allotted role (pantomime, T.V. advertisement, object game) ( Theme based story- The boy who cried wolf, The fox and the grapes)



**Unit – I**

**(APRIL To AUGUST)**

**LANGUAGE DEVELOPMENT (Hindi)**

- Books Recommended :
1. बाल माधुरी (DAV – CMC)
  2. शब्द अभ्यास (DAV – CMC)

**LISTENING SKILLS**



- **Listens attentively with understanding** (Stories- Bal Madhuri), Rhythm Rhymes-(मेरा परिवार - पृष्ठ संख्या - ३८, तुम मुझे खा लो - पृष्ठ संख्या- ३३, पानी - पृष्ठ संख्या - २१, फलवाला - पृष्ठ संख्या - ३२, सब्जी ले लो - पृष्ठ संख्या - ३१)
- **Discriminates between initial and last sound of 2- letter words** (initial / last sound)

**SPEAKING SKILLS**



- **Speaks confidently** (answering questions - Bal Madhuri / picture talk)
- **Picks up and uses new words while speaking** (words of क - ह / words of अ - आः)
- **Recites rhymes with correct pronunciation** (Rhythmic Rhyme Book).



**Reading skills**

- **Shows interest in printed material** (Text Book- Bal Madhuri / worksheets / story books / assorted material).
- **Associates pictures to letters and names** (to initial sound / 2 - letter words)

- Identifies स्वर (अ - अः) (Bal Madhuri पृष्ठ संख्या-९-२३)
- Reads 2 - letter words (Bal Madhuri with / without pictures- पृष्ठ संख्या- २४ - ३६)

### Writing skills



- Writes व्यंजन (क - ह) (Shabad Abhyas - पृष्ठ संख्या -१- ८)
- Writes स्वर (अ - अः) (Shabad Abhyas - पृष्ठ संख्या -९-१४)
- Writes neatly and legibly (Shabad Abhyas)

### Activity (कार्यकलाप)



- दो अक्षर वाले चित्रों को पहचानकर उनके नाम बोलिए।
- शब्द रचना करते हुए किन्हीं चार (४) चित्रों को चिपकाइए।  
(in scrap book) घ+ र = घर
- हिन्दी सुलेख का प्रयास (in scrap book)
- दो अक्षर वाले पाँच चित्र चिपकाइए।(in scrap book)
- तिरंगे का चित्र बनाकर उसे रंगीन कागज़ से सजाइए।

Unit – II  
(SEPTEMBER To DECEMBER)

### LANGUAGE DEVELOPMENT (Hindi)

#### Listening Skills



- Discriminates between initial and last sound words.  
(initial sound / last sound).
- Identifies rhyming words (2 - letter words / 3 - letter words).
- Listens with understanding (during story telling - Bal Madhuri /

## Speaking Skills



- **Speaks fluently** (while answering questions - Bal Madhuri / during class activities - discussions, picture talk).
- **Picks up and uses new words while speaking** (while giving 2 - letter words / 3 - letter words / making sentences).
- **Expresses ideas confidently** (during picture talk / story telling).
- **Recites rhymes with correct pronunciation (Rhythmic Rhyme Book).**  
(भालूवाला - पृष्ठ संख्या - ५५, चिड़िया, कौआ - पृष्ठ संख्या - १४, तोता - पृष्ठ संख्या - १५, सड़क की बतियाँ - पृष्ठ संख्या - ५०, सीख - पृष्ठ संख्या - १९, हवा - पृष्ठ संख्या - २२)

## Reading skills



- **Shows interest in printed material** (text book - Bal Madhuri / story books / other assorted material).
- **Reads pictures with understanding** (recognizes and associates pictures with their names / gives meaning to a picture during picture talk).
- **Reads words (2 - letter, 3 - letter) (Bal Madhuri 2 - letter words / 3 - letter words - पृष्ठ संख्या - ३७ - ४४)**
- **Reads sentences (2 - letter, 3 - letter) (Bal Madhuri of 2 - letter words/ 3 - letter words - पृष्ठ संख्या - ४५ - ४६)**

## Writing Skills



- **Writes neatly and legibly (Shabad Abhyas)**
- **Writes words with correct spellings (2 - letter, 3 - letter) (Shabad Abhyas 2 - letter words / 3 - letter words - पृष्ठ संख्या - १५ - २८)**
- **Writes sentences on her / his own (2 - letter, 3 - letter) (Shabad Abhyas पृष्ठ संख्या - २९ & ३०)**



## Activity (कार्यकलाप)



- सुबह के दैनिक दिनचर्या के सटीक कोई पाँच चित्रों को क्रमानुसार सजाइए।
- पाँच डिब्बों वाली रेलगाड़ी बनाकर रेलगाड़ी के डिब्बों में तीन अक्षर वाले चार चित्र चिपकाइए एवं नाम लिखिए। (in scrap book)
- दीपावली में प्रयोग होने वाले किन्हीं पाँच चित्रों को चिपकाइए। (in scrap book)

### Unit - III (JANUARY To MARCH)

## LANGUAGE DEVELOPMENT (Hindi)

### Listening Skills



- **Listens attentively to recorded stories.**
- **Listens with understanding** (discussions and classroom activities / during presentation by peers).

### Speaking Skills



- **Speaks effectively** (while answering questions – Bai Madhuri / during classroom activities).
- **Picks up and uses new words while speaking** (while framing sentences / giving 4- letter words / while giving 'आ' matra words).
- **Expresses ideas imaginatively** (while framing sentences / during discussions / while speaking on a given topic).
- **Recites rhymes with correct pronunciation (Rhythmic Rhyme Book).**

(हे माँ तुम्हें प्रणाम पृष्ठ संख्या - ३, सरदी आती है - पृष्ठ संख्या - २९, गरमी आती है - पृष्ठ संख्या - ३०, बादल - पृष्ठ संख्या - २०)



### Reading Skills

- Shows interest in printed materials (text book - Bal Madhuri / story books / other assorted material).
- Reads pictures with understanding (associates pictures with words / associates pictures with sentences - Bal Madhuri / gives meaning to picture during picture talk).
- Reads words (4 - letter, 'आ' matra) (Bal Madhuri 4 - letter words 'आ' matra words पृष्ठ संख्या - ४७ - ६८)
- Reads sentences (2, 3, 4 - letter, 'आ' matra) (Bal Madhuri of 2, 3, 4 - letter words / 'आ' matra words)



### Writing Skills

- Writes neatly and legibly (Shabad Abhyas)
- Writes words with correct spellings (4 - letter, 'आ' matra) (Shabad Abhyas - letter words / 'आ' matra words - पृष्ठ संख्या - ३१ - ५१)
- Writes sentences on her / his own (2, 3, 4 - letter, 'आ' matra) (Shabad Abhyas - 2,3,4 - letter words / 'आ' matra words)

### Activity (कार्यकलाप)



- सरदी एवं गरमी में खाए जाने वाले दो-दो फलों के चित्र चिपकाइए। (in scrap book)
- चार (४) अक्षर वाले पाँच (५) चित्र चिपकाइए एवं नाम लिखिए। (in scrap book)

Unit – I  
(APRIL To AUGUST)

**LANGUAGE DEVELOPMENT (Bengali)**

- Books Recommended :
1. ভাষা পরিচয় [প্রাচী (ইণ্ডিয়া) প্রা. লিমিটেড]
  2. ছড়ার দেশে [প্রাচী (ইণ্ডিয়া) প্রা. লিমিটেড]
  3. বাংলা লিখি শিখি [প্রাচী (ইণ্ডিয়া) প্রা. লিমিটেড]

**LISTENING SKILLS**



- **Listens attentively with understanding** (ভাষা পরিচয় পৃষ্ঠা- ২-১৮),  
ছড়ার দেশে -(পৃষ্ঠা-২-৬)
- **Discriminates between initial and last sound of 2- letter words**  
(initial/last sound)

**SPEAKING SKILLS**



- **Speaks confidently** (ভাষা পরিচয় পৃষ্ঠা- ২-১৮/ picture talk)
- **Picks up and uses new words while speaking** (ভাষা পরিচয় পৃষ্ঠা- ২-১৮).
- **Recites rhymes with correct pronunciation** (ছড়ার দেশে পৃষ্ঠা-২-৬)

**Reading skills**



- **Shows interest in printed material** (ভাষা পরিচয় পৃষ্ঠা- ২-১৮ /  
worksheets/story books/assorted material).
- **Associates pictures to letters and names** (to initial sound/  
2-letter words)
- **Identifies স্বরবর্ণ** (ভাষা পরিচয় পৃষ্ঠা- ২-৫)
- **Identifies ব্যঞ্জনবর্ণ** (ভাষা পরিচয় পৃষ্ঠা- ৬-১৬)
- **Reads 2-letter words** (ভাষা পরিচয় with/without pictures-  
পৃষ্ঠা- ১৭-১৮)

## Writing skills

- Writes স্বরবর্ণ (বাংলা লিখি শিখি - পৃষ্ঠা- ২-৬)
- Writes ব্যঞ্জনবর্ণ (বাংলা লিখি শিখি - পৃষ্ঠা- ৭-১৬)
- Writes neatly and legibly (বাংলা লিখি শিখি - পৃষ্ঠা- ২-১৬)



## Activity (কার্যকলাপ)

- ছবির সাথে প্রথম বর্ণ মেলাও
- ছবি দেখে প্রথম বর্ণ লেখো (in scrap book)
- ছড়া (role play)
- বানান দেখে ছবি আঁকো (in scrap book)



## Unit – II

(SEPTEMBER To DECEMBER)

## LANGUAGE DEVELOPMENT (Bengali)

### Listening Skills

- Discriminates between initial and last sound words.  
(initial sound / last sound)
- Identifies words (2-letter words / 3-letter words).
- Listens with understanding (ভাষা পরিচয় পৃষ্ঠা- ১৯-২৪/  
during group discussions and activities/ during story telling).



### Speaking Skills

- Speaks fluently (while answering questions- ভাষা পরিচয় পৃষ্ঠা- ১৯-২৪ /  
during class activities-discussions, picture talk).
- Picks up and uses new words while speaking (while giving 2-  
letter words / 3-letter words / making sentences).
- Expresses ideas confidently (during picture talk/story telling).
- Recites rhymes with correct pronunciation (ছড়ার দেশে পৃষ্ঠা- ৭-১১).



Reading skills

- Shows interest in printed material (ভাষা পরিচয় পৃষ্ঠা- ১৯-২৪ /story books/other assorted material).
- Reads pictures with understanding (recognises and associates pictures with their names/gives meaning to a picture during picture talk)
- Reads words (2-letter,3-letter) (ভাষা পরিচয় পৃষ্ঠা- ১৯-২৪)
- Reads sentences (বাংলা লিখি শিখি - পৃষ্ঠা- ৪৪)

Writing Skills

- Writes neatly and legibly (বাংলা লিখি শিখি পৃষ্ঠা- ১৮-৩৫)
- Writes words with correct spellings (আ-কার, ই-কার, ঈ- কার দিয়ে বানান) (বাংলা লিখি শিখি পৃষ্ঠা- ২২-৩৫).
- Writes sentences (2-letter,3-letter) (বাংলা লিখি শিখি পৃষ্ঠা- ৪৪-৪৫).

Activity (কার্যকলাপ)

- ছন্দ মিলিয়ে বানানের ছবি চেটানো (in scrap book )
- কবিতার বিষয় অনুযায়ী ছবি আঁকো ও আবৃত্তি করো (in scrap book)
- নিজের সম্পর্কে তিনটি বাক্য বলো

Unit – III  
(JANUARY To MARCH)

**LANGUAGE DEVELOPMENT (Bengali)**Listening Skills

- Listens attentively to recorded stories.
- Identifies words (2-letter words / 3-letter words, ভাষা পরিচয় পৃষ্ঠা- ২৫-৩২).

## Speaking Skills

- **Speaks effectively** (while answering questions –ভাষা পরিচয় পৃষ্ঠা ২৫-৩২ / during classroom activities).
- **Picks up and uses new words while speaking** (while framing sentences /giving 2,3,4- letter words).
- **Expresses ideas imaginatively** (while framing sentences / during discussions /while speaking on a given topic)
- **Recites rhymes with correct pronunciation** (ছড়ার দেশে পৃষ্ঠা- ১২-১৬)



## Reading Skills

- **Shows interest in printed materials** (ভাষা পরিচয় পৃষ্ঠা ২৫-৩২ / story books / other assorted material).
- **Reads pictures with understanding** (associates pictures with words / associates pictures with sentences – ভাষা পরিচয় পৃষ্ঠা ২৫-৩২/ gives meaning to a picture during picture talk).
- **Reads words** (ভাষা পরিচয় পৃষ্ঠা ২৫-৩২)
- **Reads sentences (2,3,4-letter, বাংলা লিখি শিখি পৃষ্ঠা -৪৬-৪৮)**

## Writing Skills

- **Writes neatly and legibly** (বাংলা লিখি শিখি পৃষ্ঠা -৪০-৪৩)
- **Writes words with correct spellings** (ই-কার, ঙ্গ- কার দিয়ে বানানের পুনরাবৃত্তি এবং ফুল, ফল, পশু, পাখির নাম)
- **Writes sentences on her / his own** (বাংলা লিখি শিখি পৃষ্ঠা -৪৬-৪৮)



## Activity (কার্যকলাপ)

- দুটি পশু ও দুটি ফলের ছবি চোটানো ও নাম লেখো (in Scrap Book)
- দুটি ছড়া আবৃত্তি করো
- নির্দিষ্ট বর্ণ দিয়ে শব্দ বানানো (in Scrap Book)



<b>MONTH</b>	<b>Theme of the month</b>
<b>April &amp; May</b>	<b>My Surroundings  Water</b>
<b>June</b>	<b>Food</b>
<b>July</b>	<b>People Who Help Us</b>
<b>August</b>	<b>People Who Help Us (Contd...)</b>
<b>September</b>	<b>Plants</b>
<b>October</b>	<b>Birds and Animals</b>
<b>November</b>	<b>Transport &amp; Road Safety</b>
<b>December</b>	<b>Air</b>
<b>January</b>	<b>Living and Non Living Things</b>
<b>February</b>	<b>Light</b>
<b>March</b>	<b>Season</b>

<b>SOUND WORDS</b>	
'a' letter words	axe, ant, arrow, apple, army
'b' letter words	bell, baby, bird, boat, bear
'c' letter words	cake, card, cage, candy, corn
'd' letter words	door, dish, dice, desk, drum
'e' letter words	egg, emu, earth, enter
'f' letter words	fish, frog, frock, fence, fork
'g' letter words	gift, gate, glass, goat, grass
'h' letter words	honey, horse, house, happy, heart
'i' letter words	ink, igloo, iron, ice
'j' letter words	jeep, jelly, joker, juice, jaw
'k' letter words	key, kite, king, kick
'l' letter words	lock, leaf, lamp, lake, lemon
'm' letter words	moon, mask, magic, mango, mouse
'n' letter words	nest, nail, nurse, night, noise
'o' letter words	oil, otter, olive, open, ocean
'p' letter words	pie, peas, pear, paint, panda
'q' letter words	queen, quack, quiet, queue, quill
'r' letter words	ring, rock, robot, radio, rose


's' letter words	stone, snake, shark, spoon soap
't' letter words	tie, tent, tulip, table, torch
'u' letter words	urn, ugly, uncle, under
'v' letter words	vest, vase, vein
'w' letter words	wall, wolf, wheel, watch, whale
'x' letter words	x-ray, x-mas, x-ray
'y' letter words	yak, yolk, yawn, yo-yo, yacht
'z' letter words	zoo, zip, zero, zig-zag, zebra

**Instructions for doing various activities in scrap book:**


- Size of all the pictures should be 5cm x 5cm.
- Pictures should be coloured paper cutouts printed or hand made.
- Children must be trained to stick them independently.

We are sharing a sample of few (Scrap Book) activities below (Topics may vary each time as per Unit but the layout remains the same):

**Language Development (English)      Language Development (Hindi)**

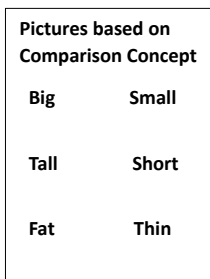


Sample 1



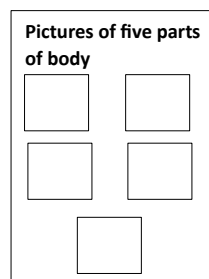
Sample 2

**Cognitive Development**



Sample 3

**Environmental Concepts**





Sample 4



## PHONIC SOUND SHEET FOR ENGLISH ALPHABET

'a' says	ऐ	as a in 'apple'	
'b' says	ब	as b in 'bee'	
'c' says	क	as c in 'car'	
'd' says	ड	as d in 'dog'	
'e' says	एः	as e in 'elephant'	
'f' says	फ	as f in 'fish'	
'g' says	ग	as g in 'girl'	
'h' says	ह	as h in 'hen'	
'i' says	इ	as i in 'insect'	
'j' says	ज	as j in 'jelly'	
'k' says	क	as k in 'key'	
'l' says	ल	as l in 'lion'	
'm' says	म	as m in 'monkey'	

'n' says	न	as n in 'net'	
'o' says	ऑ	as o in 'orange'	
'p' says	प	as p in 'parrot'	
'q' says	क्व	as q in 'queen'	
'r' says	र	As r in 'rocket'	
's' says	स	as s in 'spoon'	
't' says	ट	as t in 'tiger'	
'u' says	अ	as u in 'umbrella'	
'v' says	व	as v in 'van'	
'w' says	व्ह	as w in 'watch'	
'x' says	क्स	as x in 'x-mas tree'	
'y' says	य	as y in 'yak'	
'z' says	ज़	as z in 'zip'	

## FORMATION SHEET OF ENGLISH ALPHABET

Aa

Bb

Cc

Dd

Ee

Ff

Gg

Hh

Ii

Jj

Kk

Ll

Mm

Nn

Oo

Pp

Qq

Rr

Ss

Tt

Uu

Vv

Ww

Xx

Yy

Zz